













FINAL SCORE AFTER ROUND #6

June 11, 2006, 3:11 pm

	St. #	Pilot / Country	Round 1	Round 2	Round 3	Round 4	Round 5	Round 6	Round 7	Best	TOTAL FAI
1.	31	VERANO Richard (USA)	62.7	60.3	65.4	61.2	59.6	56.9		56.9	300.7
2.	9	BOSCH Robbert v.d. (NED)	60.5	200**	63.8	59.8	60.0	59.8		59.8	303.9
3.	33	BURGDORF Fred (USA)	61.0	66.6*	62.5	59.7	200**	63.5		59.7	313.3
4.	29	FLYNN Travis (USA)	64.3	62.6	63.2	63.2	61.8	69.2*		61.8	315.1
5.	18	HUISMAN Marcel (NED)	65.9	63.4	65.5	64.9	62.6	63.3		62.6	319.7
6.	45	NOVÁK Miroslav (CZE)	66.3	64.3	200**	65.1	62.8	63.2		62.8	321.7
7.	32	HOLIK Robert (USA)	66.7	68.1	65.2	66.5	62.9	62.6		62.6	323.9
8.	34	LARSON Lyle (USA)	200**	62.6	63.1	68.8*	63.3	66.1		62.6	323.9
9.	21	ERIKSSON Thomas (SWE)	66.9	62.0	68.5*	200**	62.8	64.1		62.0	324.3
10.	16	TESSELAAR Andre (NED)	64.0	64.7	64.6	200**	63.9	67.3		63.9	324.5
11.	37	KLEIN Jiří (CZE)	67.3*	63.5	200**	66.1	63.6	64.1		63.5	324.6
12.	40	POJER Roman (CZE)	67.1	65.7	66.8	200**	65.1	62.0		62.0	326.7
13.	41	HOVORKA František (CZE)	66.4	66.2	65.3	200**	63.6	65.4		63.6	326.9
14.	13	KLOK Ray v.d. (NED)	69.0*	70.0*	65.5	62.4	67.6*	64.6		62.4	329.1
15.	39	ANDRLÍK Tomáš (CZE)	66.2	67.9	65.9	64.4	65.0	200**		64.4	329.4
16.	53	ILLINGWORTH Bruce (GBR)	65.8	63.4	76.5*	67.9	66.2	67.8		63.4	331.1
17.	47	KRIKUN Konstantin (RUS)	71.4	70.8	69.9	65.2	65.8	64.0		64.0	335.7
18.	10	DOESBURG Martijn (NED)	72.2*	68.1	200**	64.4	66.7	68.4		64.4	339.8
19.	6	SUNDIN Rolf B. (SWE)	66.4	200**	73.1*	68.9	64.8	67.6		64.8	340.8
20.	12	HAVELKA Ondřej (CZE)	63.6	200**	62.9	68.1*	72.3*	75.0*		62.9	341.9
21.	22	KARLSSON Andreas (SWE)	69.4	65.7	73.0*	69.5	68.0	72.0*		65.7	344.6
22.	20	LEONTIEV Anatoliy (RUS)	72.6	200**	67.4	67.3	74.1*	66.0		66.0	347.4
23.	15	METKEMEIJER Rob (NED)	68.4	68.2	73.8	200**	68.6	70.2		68.2	349.2
24.	5	SCHICKEL Georg (GER)	71.5	70.8*	75.2*	69.7	70.7	69.1		69.1	351.8
25.	25	MUSTELIN Kenneth (SWE)	74.3	68.5	72.3	69.2	72.8	200**		68.5	357.1
26.	24	JOHANSSON Kenneth (SWE)	103.5	73.8	73.9	69.1	75.6*	68.9		68.9	361.3
27.	14	METKEMEIJER Bert (NED)	77.8*	200**	68.9	71.0	72.2	73.9		68.9	363.8
28.	27	BROBERG Hikan (SWE)	200**	72.2	74.6	79.0	71.2	74.1		71.2	371.1
29.	54	VELAS Richard (CZE)	76.5	83.7*	86.3*	72.2	80.1*	83.2		72.2	395.7
30.	28	HLKANSSON P.O. (SWE)	79.9	88.8	81.9*	84.9*	85.2*	78.8		78.8	410.7
31.	8	MUCEDOLA Paolo (ITA)	200**	200**	62.2	60.3	66.4*	66.1*		60.3	455.0
32.	50	RAGNARSSON Kurt (SWE)	68.4	200	67.0	200**	66.4	66.7		66.4	468.5
33.	1	GIBBS Dean (GBR)	65.4	72.6*	66.2	65.1	200**	200		65.1	469.3
34.	2	JONES Ben (GBR)	65.8	200**	66.9	69.4	200**	74.3*		65.8	476.4
35.	51	LARSSON Ingvar (SWE)	70.3	70.4	200**	68.6	200**	68.8		68.6	478.1
36.	44	VOJAN Zdeněk (CZE)	200	65.3	73.8	200**	78.6*	69.7		65.3	487.4
37.	52	PROSCHKA Norbert (GER)	200**	73.8*	72.8*	200**	73.8	70.1		70.1	490.5
38.	26	HAGBERG Jonas (SWE)	81.5	72.5	77.5	69.7	200**	200**		69.7	501.2
39.	3	HARVEY Peter (GBR)	86.4*	73.1*	200**	200**	73.2*	71.3		71.3	504.0
40.	17	ZIJP Nico van (NED)	71.5	87.1*	75.3	200	200**	83.0*		71.5	516.9
41.	11	DOESBURG Peter v. (NED)	64.2	200**	64.7	200	200**	65.2		64.2	594.1
42.	4	COORS Gerald (GER)	64.9	68.7	66.4	200**	200**	200		64.9	600.0
43.	42	HROMADA Karel (CZE)	66.8	66.7	66.9	200**	200	200		66.7	600.4
44.	49	SASHNIN Vladimir (UKR)	85.1*	200**	200**	71.2	68.0	200**		68.0	624.3
45.	48	ZHYDANOV Igor (UKR)	75.2*	200**	200**	79.3	71.8	200**		71.8	626.3
46.	7	DAHLSTED Per M. (SWE)	200**	75.8	200**	79.2	73.5	200**		73.5	628.5
47.	23	NYHOLM Thomas (SWE)	200	81.1	80.3	200**	200	81.1*		80.3	642.5
48.	46	KONEČNÝ Ivo (CZE)	82.3*	96.2	200**	76.3	200**	200		76.3	654.8
49.	36	SCHMIDT Gary (USA)	200**	200**	200**	200**	65.5*	60.8		60.8	726.3
50.	35	ALLEN James (USA)	200**	200**	81.7*	63.2	200**	200**		63.2	744.9
51.	19	SAMOKHVALOV Dmitriy (RUS)	79.5	72.1	200**	200**	200	200**		72.1	751.6
52.	30	BRIDGE Randy (USA)	200**	200**	200	200**	59.7	200**		59.7	859.7
53.	38	MALINA Miloš (CZE)	200**	200**	200**	200	200	200		200.0	1 000.0
54.	43	NOVOTNÝ Jiří (CZE)	200**	200**	200**	200	200	200		200.0	1 000.0

FINAL SCORE AFTER ROUND #2

June 11, 2006, 4:50 pm




	St. #	Pilot / Country	Round 1	Round 2	Round 3	Round 4	Round 5	Round 6	Round 7	Best	TOTAL FAI
1.	9	 BOSCH Robbert v.d. (NED)	57.5	200						57.5	57.5
2.	31	 VERANO Richard (USA)	62.8*	57.8						57.8	57.8
3.	34	 LARSON Lyle (USA)	60.3	69.0*						60.3	60.3
4.	16	 TESSELAAR Andre (NED)	60.7	60.6						60.6	60.6
5.	37	 KLEIN Jiří (CZE)	66.1*	61.2						61.2	61.2
6.	18	 HUISMAN Marcel (NED)	65.9*	62.0						62.0	62.0
7.	40	 POJER Roman (CZE)	200**	62.8						62.8	62.8
8.	32	 HOLIK Robert (USA)	63.6	200**						63.6	63.6
9.	29	 FLYNN Travis (USA)	200**	63.7						63.7	63.7
10.	33	 BURGENDORF Fred (USA)	67.0*	66.7*						66.7	66.7
11.	45	 NOVÁK Miroslav (CZE)	68.4*	200**						68.4	68.4
12.	21	 ERIKSSON Thomas (SWE)	200**	200						200.0	200.0

LEGEND: * as one out (example: 200 - don't take-off, * - one out, ** two or more out)

ZEUS EIS © 2003 ARION COMPUTERS

FINAL SCORE AFTER ROUND #1

June 11, 2006, 5:28 pm




	St. #	Pilot / Country	Round 1	Round 2	Round 3	Round 4	Round 5	Round 6	Round 7	Best	TOTAL FAI
1.	9	 BOSCH Robbert v.d. (NED)	63.3*							63.3	63.3
2.	31	 VERANO Richard (USA)	64.4*							64.4	64.4
3.	34	 LARSON Lyle (USA)	68.3*							68.3	68.3

LEGEND: * as one out (example: 200 - don't take-off, * - one out, ** two or more out)

ZEUS EIS © 2003 ARION COMPUTERS

LAST FLIGHT

June 11, 2006, 5:28 pm

Flight #: 1 Round: 1														Heat: 1 of 2	
St. #	Pilot / Helper / Country		1.lap	2.lap	3.lap	4.lap	5.lap	6.lap	7.lap	8.lap	9.lap	10.lap	SUM lap	TOTAL	
9	BOSCH Robbert v.d.  NED		9.37	5.65	5.54	5.40	5.25	5.15	5.29	5.28	5.45	5.19	57.57	63.3	
	77.		-	-	-	-	1	-	-	-	-	-	1		
31	VERANO Richard  USA		8.81	5.84	5.50	5.20	5.22	5.38	5.69	5.74	5.56	5.57	58.51	64.4	
	52.		-	-	-	-	1	-	-	-	-	-	1		
34	LARSON Lyle  USA		9.77	6.20	6.61	5.85	5.66	5.76	5.59	5.54	5.26	5.82	62.06	68.3	
	53.		-	-	-	-	-	-	-	-	1	-	1		

CUT LEGEND: S - out on the start (untimely take-off); Z - unsafe flying (cross zero line); 1 2 3 - out on the pylon #1 #2 #3

powered by digital timebase, © 2003 BARTOT TIMING